

# SUPRAFINE XL

## 15mm (9/16") Exposed Tee System



### Key Selection Attributes

- Hot dipped galvanized coating inhibits red rusting better than electrogalvanized, painted or tin plated systems
- Rotary-stitched during manufacture by a patented method (US & Foreign) for additional torsional strength and extra stability during installation
- XL staked-on end detail provides

secure locked connection; easy to remove, reuse and relocate

- Minimum web height of 32mm on all components to provide a square, level and maintain integrity of system
- System is engineered and designed to fit and provide a finish to coordinate with all of Armstrong Ceilings.
- 10-year limited warranty; 15-year with HumiGuard™ Plus products

### Typical Applications

- Offices
- Schools
- Hospitality
- Retail
- Healthcare

Recycled Content:

**25%**

Color



White (WH)

### Visual Selection

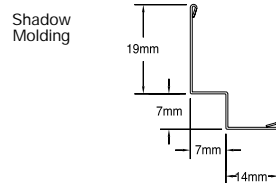
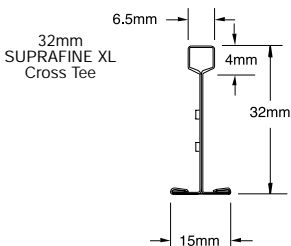
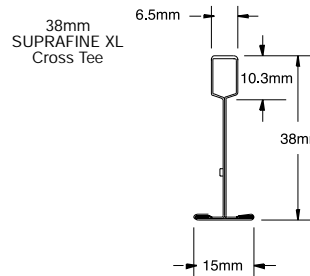
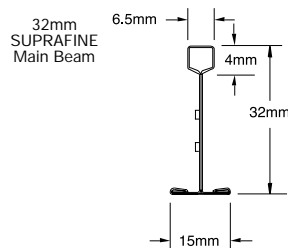
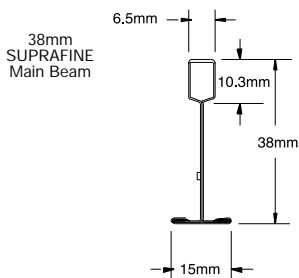
### Performance Selection

| GRID FACE                   | ITEM NUMBER            | DESCRIPTION                | DIMENSIONS                              | HANGER SPACING*<br>(kg/m, Simple Span) | ASTM/<br>DUTY CLASS |
|-----------------------------|------------------------|----------------------------|---|--|---------------------|
| <b>SUPRAFINE Main Beams</b> |                        |                            |   | 1200mm 1500mm                          |                     |
| 15mm<br>9/16"               | BP754033<br>7500       | 3600mm ID Main Beam<br>12' | 3600 x 15 x 38mm<br>144 x 9/16 x 1-1/2" | 19.60 9.90                             | ID                  |
| 15mm<br>9/16"               | BP7542102<br>BP7547102 | 3000mm LD Main Beam<br>10' | 3000 x 15 x 32mm<br>120 x 9/16 x 1-1/4" | - -                                    | LD                  |
| <b>SUPRAFINE XL</b>         |                        |                            |   |  |                     |
| 15mm<br>9/16"               | BP753033<br>BP753733   | 1200mm Cross Tee<br>4'     | 1200 x 15 x 38mm<br>48 x 9/16 x 1-1/2"  | - -                                    | -                   |
| 15mm<br>9/16"               | BP7530102<br>BP7537102 | 1200mm Cross Tee<br>4'     | 1200 x 15 x 32mm<br>48 x 9/16 x 1-1/4"  | - -                                    | -                   |
| 15mm<br>9/16"               | BP752032<br>BP752732   | 600mm Cross Tee<br>2'      | 600 x 15 x 38mm<br>24 x 9/16 x 1-1/2"   | - -                                    | -                   |
| 15mm<br>9/16"               | BP7520102<br>BP7527102 | 600mm Cross Tee<br>2'      | 600 x 15 x 32mm<br>24 x 9/16 x 1-1/4"   | - -                                    | -                   |
| <b>Molding</b>              |                        |                            |   |  |                     |
| 14mm                        | BP784203               | 3000mm Shadow Molding      | 3000 x 14 x 7 x 7 x 19mm                | - -                                    | -                   |

\* Simple Span

ASTM Class  
HD - Heavy-duty  
ID - Intermediate-duty  
LD - Light-duty

### Details



**SHANGHAI**  
Phone: (8621) 6391 3366  
Fax: (8621) 6391 3399

**BEIJING**  
Phone: (8610) 6510 2818  
Fax: (8610) 6510 2821

**GUANGZHOU**  
Phone: (8620) 8375 3862  
Fax: (8620) 8375 3861

**HONG KONG**  
Phone: (852) 2585 7800  
Fax: (852) 2598 7113

[www.armstrong-asia.com](http://www.armstrong-asia.com)

# SUPRAFINE XL

15mm (9/16") Exposed Tee System



## Physical Data

### Material

Hot dipped galvanized steel

### Surface Finish

Baked polyester paint

### Cross Tee/Main Beam Interface

Override

### End Detail

Main Beam: Coupling

XL Cross Tee: Staked-on clip

### Profile

Exposed tee system

### Classification

Intermediate duty, Light duty

### Warranty

See pages 92-93 for details

DUNE with SUPRAFINE 15mm (9/16") Exposed Tee grid



SUPRAFINE  
15mm (9/16")  
Exposed Tee grid



SUPRAFINE Main  
Beam



SUPRAFINE XL  
Cross Tee

